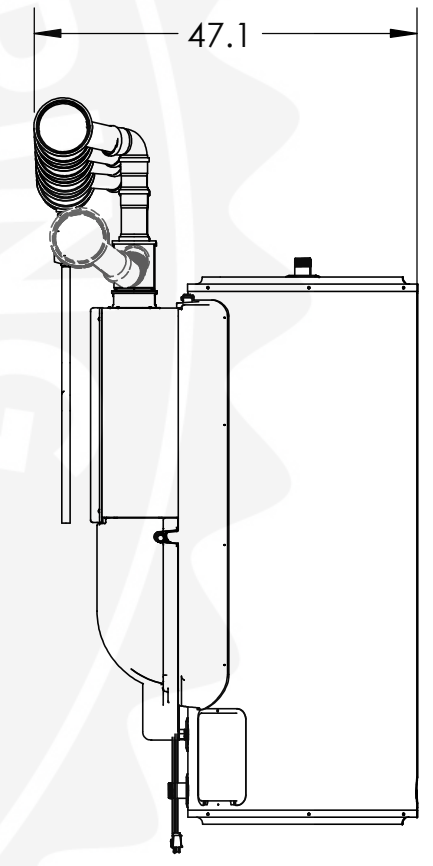
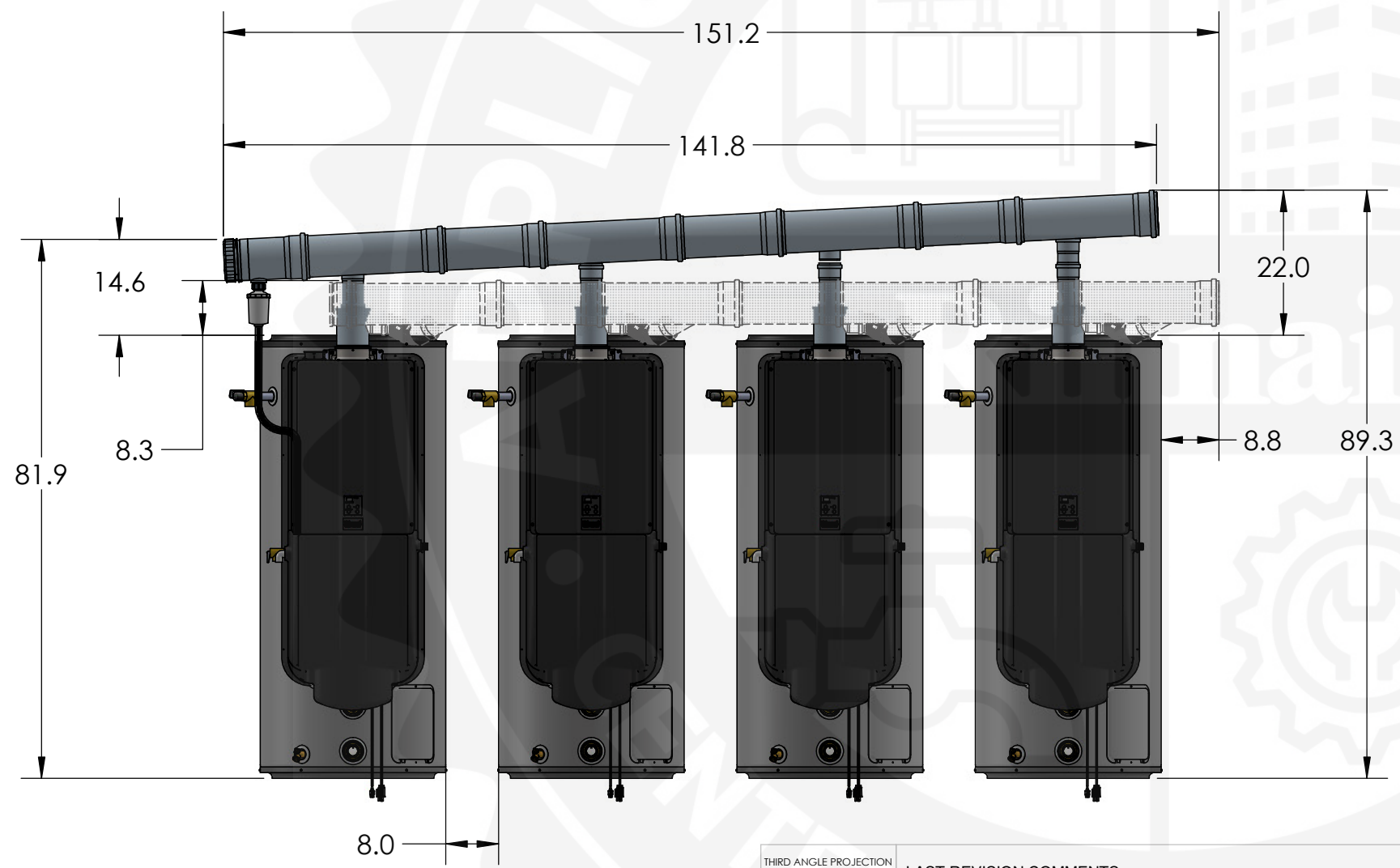
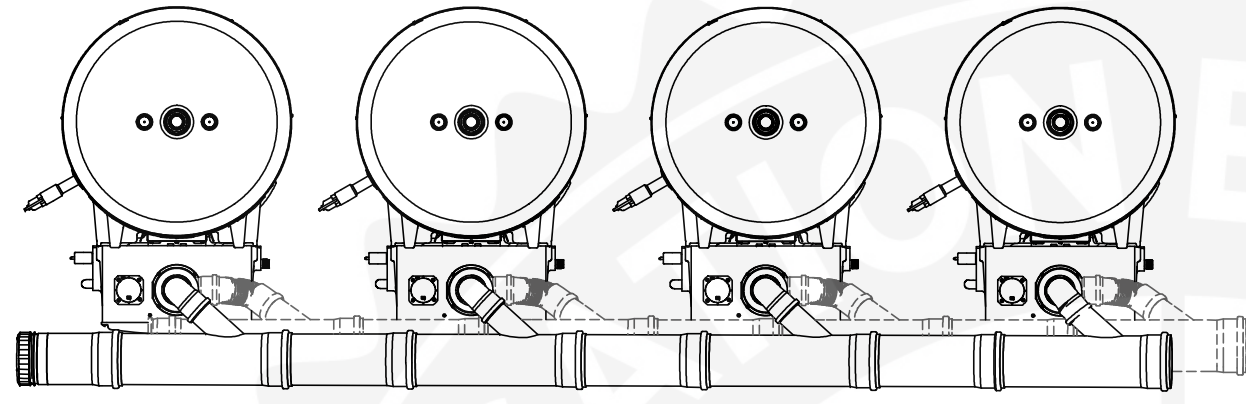


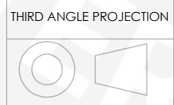
8 7 6 5 4 3 2 1

ALL DIMENSIONS ARE IN INCHES.



D
C
B
A

D
C
B
A



THIRD ANGLE PROJECTION
LAST REVISION COMMENTS

RINNAI AMERICA CORPORATION
103 INTERNATIONAL DRIVE
PEACHTREE CITY, GA 30269
1-800-621-9419

PROPRIETARY AND CONFIDENTIAL

THE INFORMATION CONTAINED IN THIS DRAWING IS THE SOLE PROPERTY OF RINNAI AMERICA. ANY REPRODUCTION IN PART OR AS A WHOLE WITHOUT THE WRITTEN PERMISSION OF RINNAI AMERICA IS PROHIBITED.

UNLESS OTHERWISE SPECIFIED:

TOLERANCES:
Sheet Metal X.XX = ±0.030
X.XXX = ±0.010
Fraction = ±1/32
Angle = ± 1.0°
MACHINED X.XXX = ±0.005
Angle = ± 0.010°

INTERPRET GEOMETRIC TOLERANCING PER:

MATERIAL

FINISH

DO NOT SCALE DRAWING

NAME DATE

DRAWN

CHECKED

ENG APPR.

MFG APPR.

Q.A.

COMMENTS:

Rinnai

TITLE:
Systems Design Manual

Common Vent Dimensions

SIZE DWG. NO. REV

B CHS199-4-CV

SCALE: 1:25 WEIGHT: SHEET 1 OF 1

8 7 6 5 4 3 2 1